


FLORIDA 2024 HEAD START & EARLY HEAD START PIR VISUAL DATA REPORT





Florida 2024



Region IV Head Start and Early Head Start

Contents

Florida PIR Visual Data Reports

- Florida Who We Serve page 2
- Florida Health page 3
- Florida Maternal and Infant Health page 4
- Florida Homelessness page 5
- Florida Workforce page 6

Region IV PIR Visual Data Reports

- Region IV Who We Serve page 7
- Region IV Health page 8
- Region IV Maternal and Infant Health page 9
- Region IV Homelessness page 10
- Region IV Workforce page 11

The raw data and resource links are included with the complete Region IV 2024 Head Start and Early Head PIR Visual Data Report. These can be obtained upon request if you do not already have access to it.



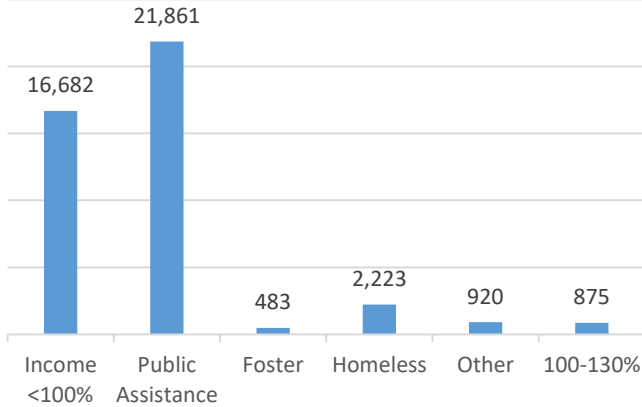
Florida 2024



Head Start and Early Head Start

Who We Serve

Type of eligibility (PIR 2024)



17% of the total number of children 0-5 <100% poverty are being served by HS/EHS (kidscount.org)

% of enrollment



Pregnant moms
1%

43% of WIC eligible families are receiving WIC benefits

5 year olds
0%



4 year olds
37%



3 year olds
31%



2 year olds
14%



1 year olds
10%



Under 1
7%



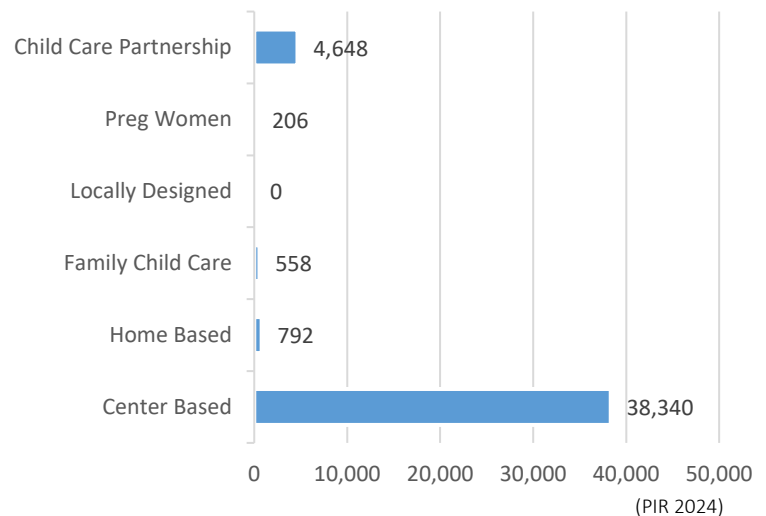
34% two parent families



66% single parent families



Funded Enrollment by Program Option



1:16

Under 6 years old experiencing homelessness



68%

Households with children that have a high housing cost burden (kidscount.org)



19%

HS homeless families that acquired housing (PIR 2024)



43%

% of children 0-4 confirmed as victims of maltreatment (kidscount.org)




Florida 2024

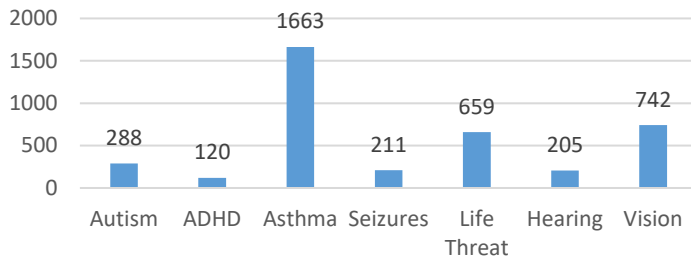


Head Start and Early Head Start

Health

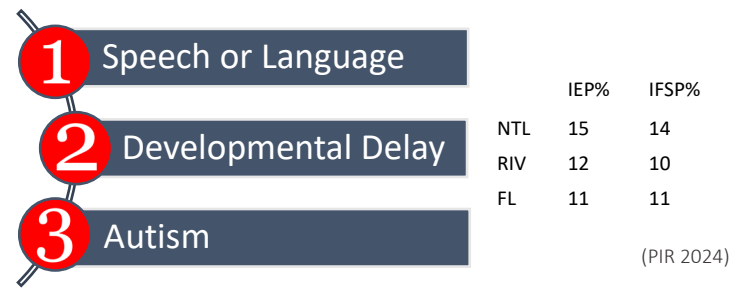


Children receiving medical treatment (PIR 2024)



69% with chronic conditions are receiving medical treatment (PIR 2024)

Top three diagnosed disabilities (PIR 2024)



98% identified with special needs are receiving services (PIR 2024)

59% of classroom teachers, home visitors, and family childcare providers who received assistance from a mental health consultant (PIR 2024)



11% of families in HS/EHS received mental health services (PIR 2024)



1 in 6 children aged 2-5 years has a mental, behavioral, or developmental disorder (cdc.gov)

15% of pregnant moms in EHS received mental health interventions (PIR 2024)



Maternal depression is associated with a 5 fold increased risk of mental illness for the child (nichq.org)

Head Start Children Health Insurance

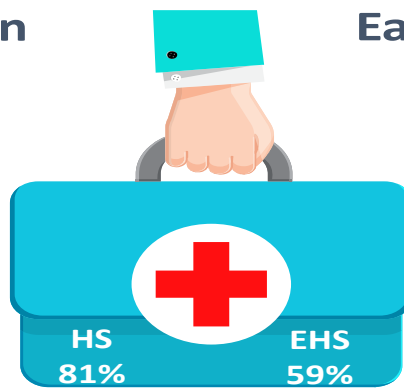
96%

Medical Home

98%

Dental Home

93%



Up to date on EPSDT at end of enrollment year

(PIR 2024)

Early Head Start Children Health Insurance

97%

Medical Home

97%

Dental Home

83%





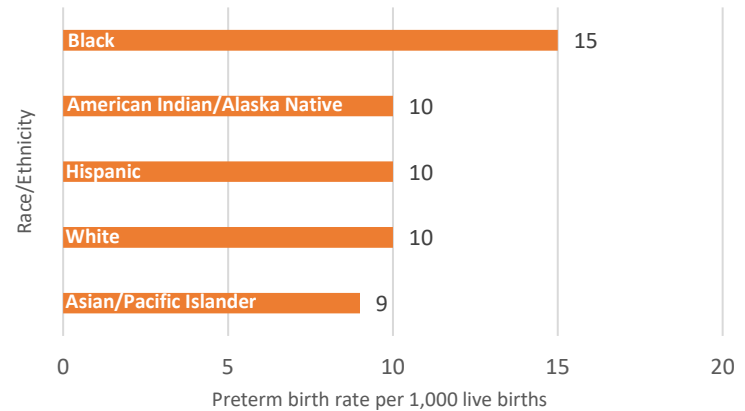
Florida 2024



EHS Maternal and Infant Health

86% of pregnant moms in EHS have an ongoing source of continuous health care
(PIR 2024)

Preterm birth rate by race & ethnicity (marchofdimes.org)



D+

RIV preterm birth rate score on March of Dimes 2022 report card (A-F)
(marchofdimes.org)

5.5%

Infant mortality rate per 1,000 live births
(marchofdimes.org)

24%

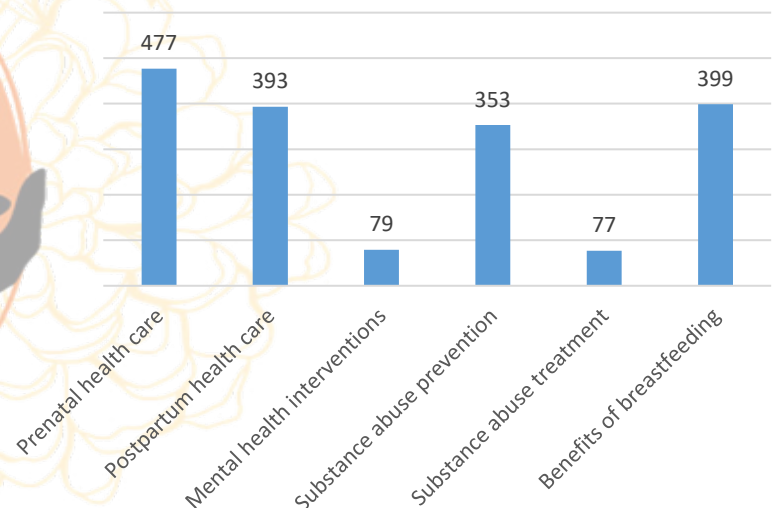
Inadequate pre-natal care (marchofdimes.org)

15% of pregnant moms in EHS received mental health interventions (PIR 2024)



Maternal depression is associated with a 5 fold increased risk of mental illness for the child
(nichq.org)

of RIV EHS pregnant women receiving services (PIR 2024)



512

Cumulative enrollment of pregnant women in Early Head start




Florida 2024



Homelessness

19%

Families enrolled in Early Head Start/Head Start that received emergency crisis intervention
(PIR 2024)



19%

Families enrolled in Early Head Start/Head Start experiencing homelessness acquired housing during the enrollment year
(PIR 2024)



5%

Children enrolled in Early Head Start/Head Start experiencing homelessness were served
(PIR 2024)



51%

Children experiencing homelessness are under 6 years old
(samhsa.gov)



5%

Families enrolled in Early Head Start/Head Start experiencing homelessness were served
(PIR 2024)



69%

Low-income families experiencing a high housing cost burden
(kidscount.org)



84% of homeless population are young single moms with two children
(icphusa.org)



20% of teen moms have been homeless in the past five years
(icphusa.org)



10% of teen moms become homeless after the birth of their first child
(icphusa.org)



33% of homeless moms have a history of domestic violence
(samhsa.gov)

8,191 teen births
(kidscount.org)

216 funded enrollment pregnant women slots
(PIR 2024)

517 cumulative enrollment of pregnant women
(PIR 2024)



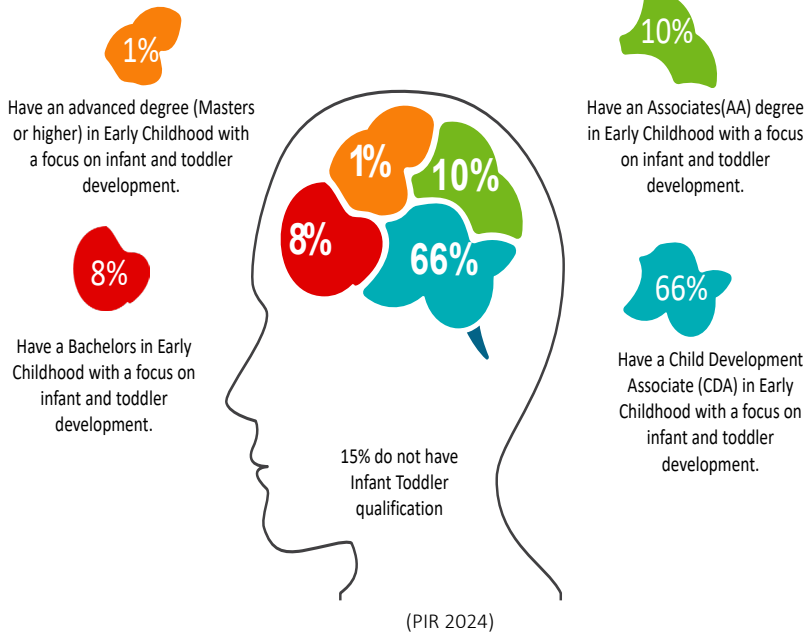


Florida 2024



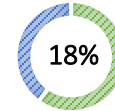
Head Start and Early Head Start

Workforce EHS

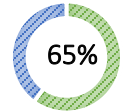


Turn Over/Replacement EHS Staff (PIR 2024)

Turn Over %

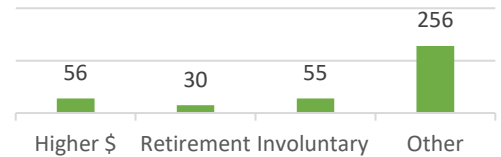


Replacement %



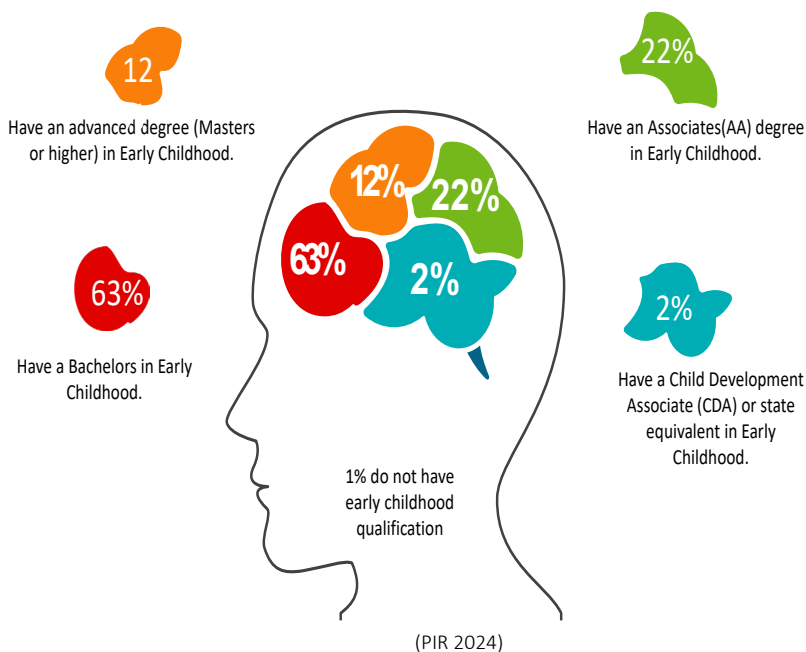
EHS teacher reason for leaving #

(PIR 2024)



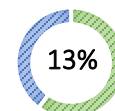
13% of those leaving for higher pay went to state pre-k or other ECE program (PIR 2024)

Workforce HS

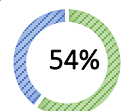


Turn Over/Replacement HS Staff (PIR 2024)

Turn Over %

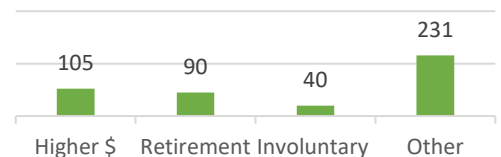


Replacement %



HS teacher reason for leaving #

(PIR 2024)



7% of those leaving for higher pay went to state pre-k or other ECE program (PIR 2024)



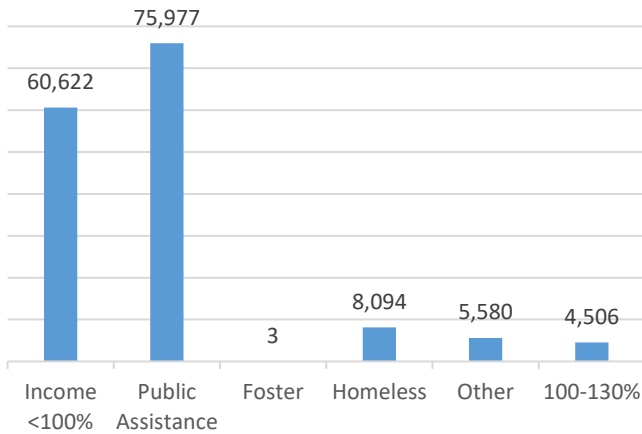
Region IV 2024



Head Start and Early Head Start

Who We Serve

Type of eligibility (PIR 2024)



18% of the total number of children 0-5 <100% poverty are being served by HS/EHS (kidscount.org)

% of enrollment

Pregnant moms
1%



43% of WIC eligible families are receiving WIC benefits

(PIR 2024)

5 year olds
0%



4 year olds
37%



3 year olds
35%



2 year olds
13%



1 year olds
8%



Under 1
6%



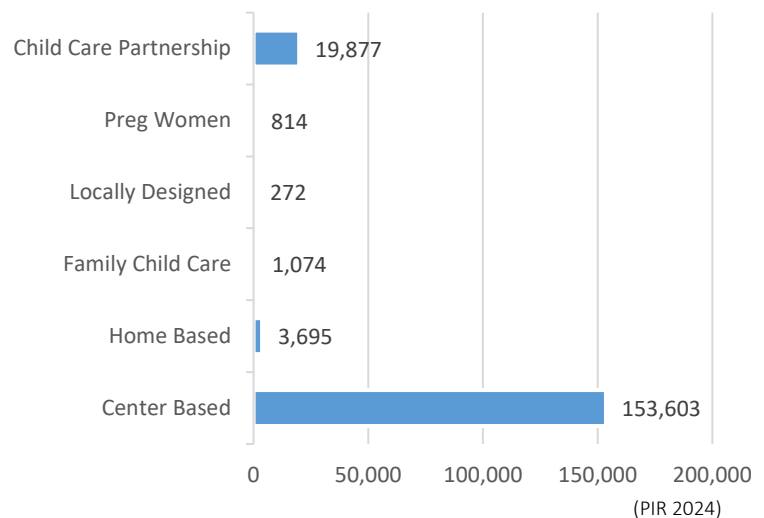
28% two parent families



72% single parent families



Funded Enrollment by Program Option



1:24

Under 6 years old experiencing homelessness



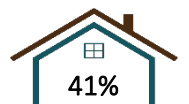
54%

Households with children that have a high housing cost burden (kidscount.org)



24%

HS homeless families that acquired housing (PIR 2024)



41%

% of children 0-4 confirmed as victims of maltreatment (kidscount.org)




Region IV 2024

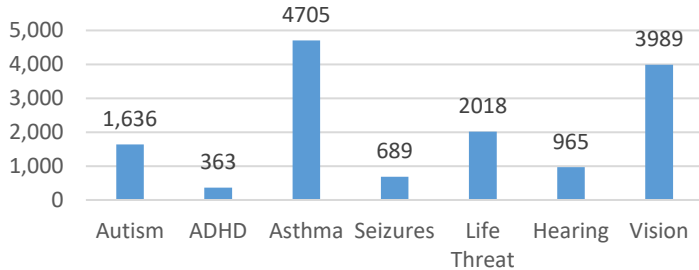


Head Start and Early Head Start

Health

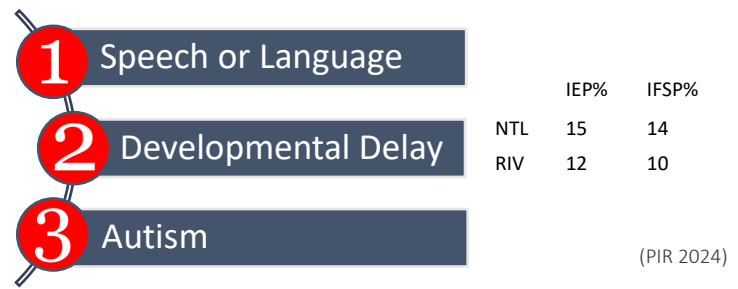


Children receiving medical treatment (PIR 2024)



67% with chronic conditions are receiving medical treatment (PIR 2024)

Top three diagnosed disabilities (PIR 2024)



96% identified with special needs are receiving services (PIR 2024)

47% of classroom teachers, home visitors, and family childcare providers who received assistance from a mental health consultant (PIR 2024)



11% of families in HS/EHS received mental health services (PIR 2024)



1 in 6 children aged 2-5 years has a mental, behavioral, or developmental disorder (cdc.gov)

29% of pregnant moms in EHS received mental health interventions (PIR 2024)



Maternal depression is associated with a 5 fold increased risk of mental illness for the child (nichq.org)

Head Start Children Health Insurance


96%

Medical Home

95%

Dental Home

92%



Up to date on EPSDT at end of enrollment year

(PIR 2024)

Early Head Start Children Health Insurance

96%

Medical Home

95%

Dental Home

82%





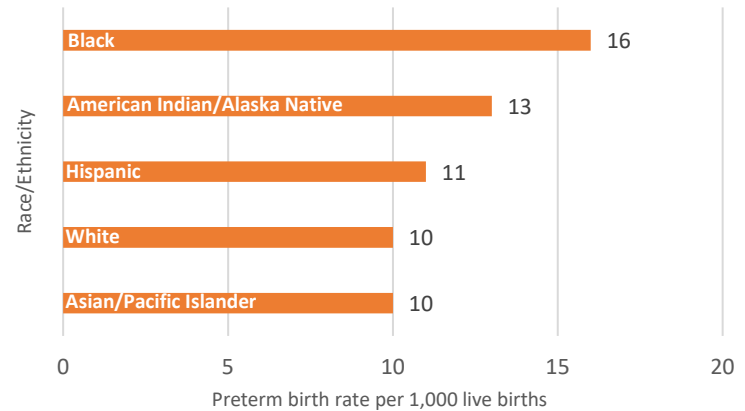
Region IV 2024



EHS Maternal and Infant Health

90% of pregnant moms in EHS have an ongoing source of continuous health care (PIR 2024)

Preterm birth rate by race & ethnicity (marchofdimes.org)



F

RIV preterm birth rate score on March of Dimes 2022 report card (A-F) (marchofdimes.org)

6.0%

Infant mortality rate per 1,000 live births (marchofdimes.org)

17%

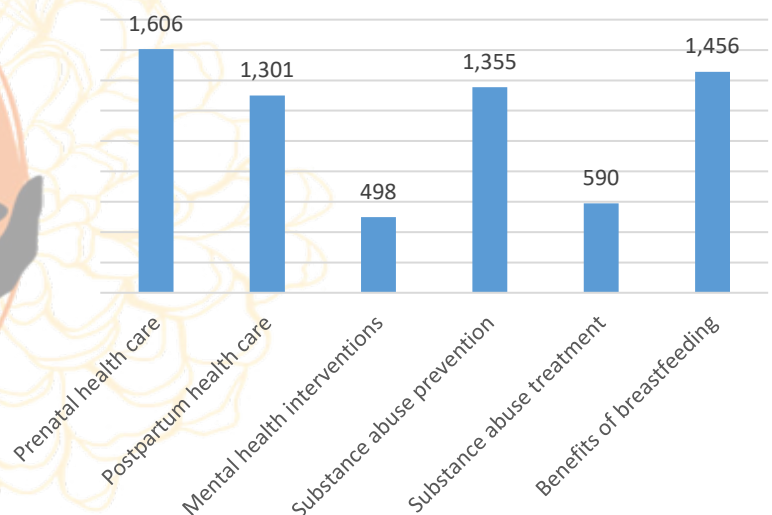
Inadequate pre-natal care (marchofdimes.org)

29% of pregnant moms in EHS received mental health interventions (PIR 2024)



Maternal depression is associated with a 5 fold increased risk of mental illness for the child (nichq.org)

of RIV EHS pregnant women receiving services (PIR 2024)



1,713

Cumulative enrollment of pregnant women in Early Head start




Region IV 2024



Homelessness

21%

Families enrolled in Early Head Start/Head Start that received emergency crisis intervention
(PIR 2024)



24%

Families enrolled in Early Head Start/Head Start experiencing homelessness acquired housing during the enrollment year
(PIR 2024)



5%

Children enrolled in Early Head Start/Head Start experiencing homelessness were served
(PIR 2024)



51%

Children experiencing homelessness are under 6 years old
(samhsa.gov)



5%

Families enrolled in Early Head Start/Head Start experiencing homelessness were served
(PIR 2024)



54%

Low-income families experiencing a high housing cost burden
(kidscount.org)



84% of homeless population are young single moms with two children
(icphusa.org)



20% of teen moms have been homeless in the past five years
(icphusa.org)



10% of teen moms become homeless after the birth of their first child
(icphusa.org)



33% of homeless moms have a history of domestic violence
(samhsa.gov)

37,167 teen births
(kidscount.org)

790 funded enrollment pregnant women slots
(PIR 2024)

1,713 cumulative enrollment of pregnant women
(PIR 2024)



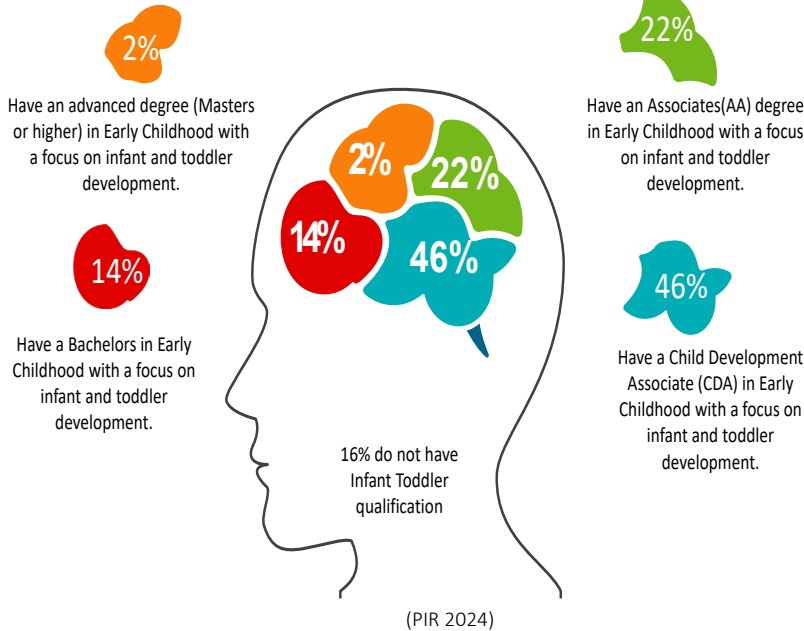


Region IV 2024



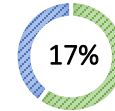
Head Start and Early Head Start

Workforce EHS



Turn Over/Replacement EHS Staff (PIR 2024)

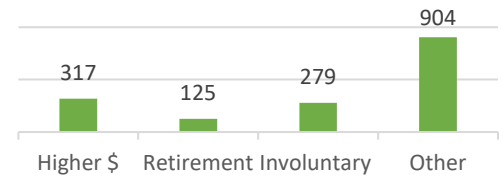
Turn Over %



Replacement %

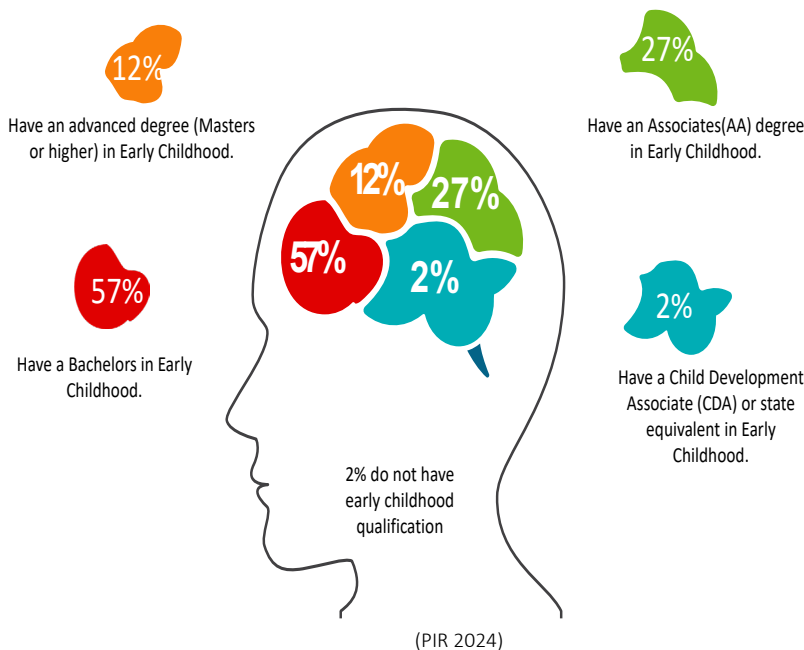


EHS teacher reason for leaving #
(PIR 2024)



23% of those leaving for higher pay went to state pre-k or other ECE program (PIR 2024)

Workforce HS

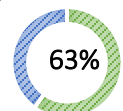


Turn Over/Replacement HS Staff (PIR 2024)

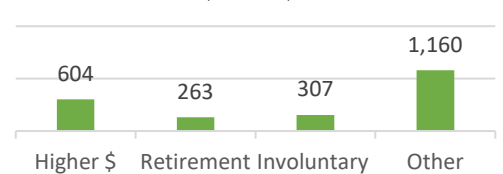
Turn Over %



Replacement %



HS teacher reason for leaving #
(PIR 2024)



36% of those leaving for higher pay went to state pre-k or other ECE program (PIR 2024)